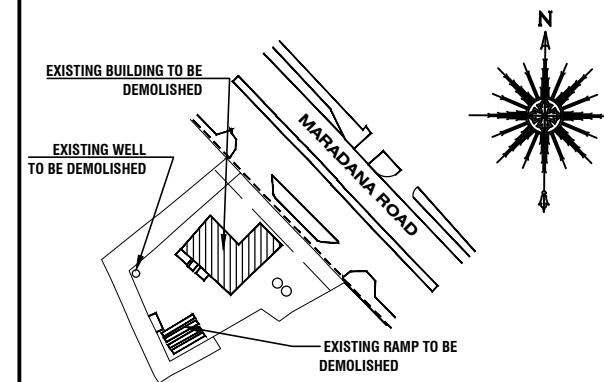


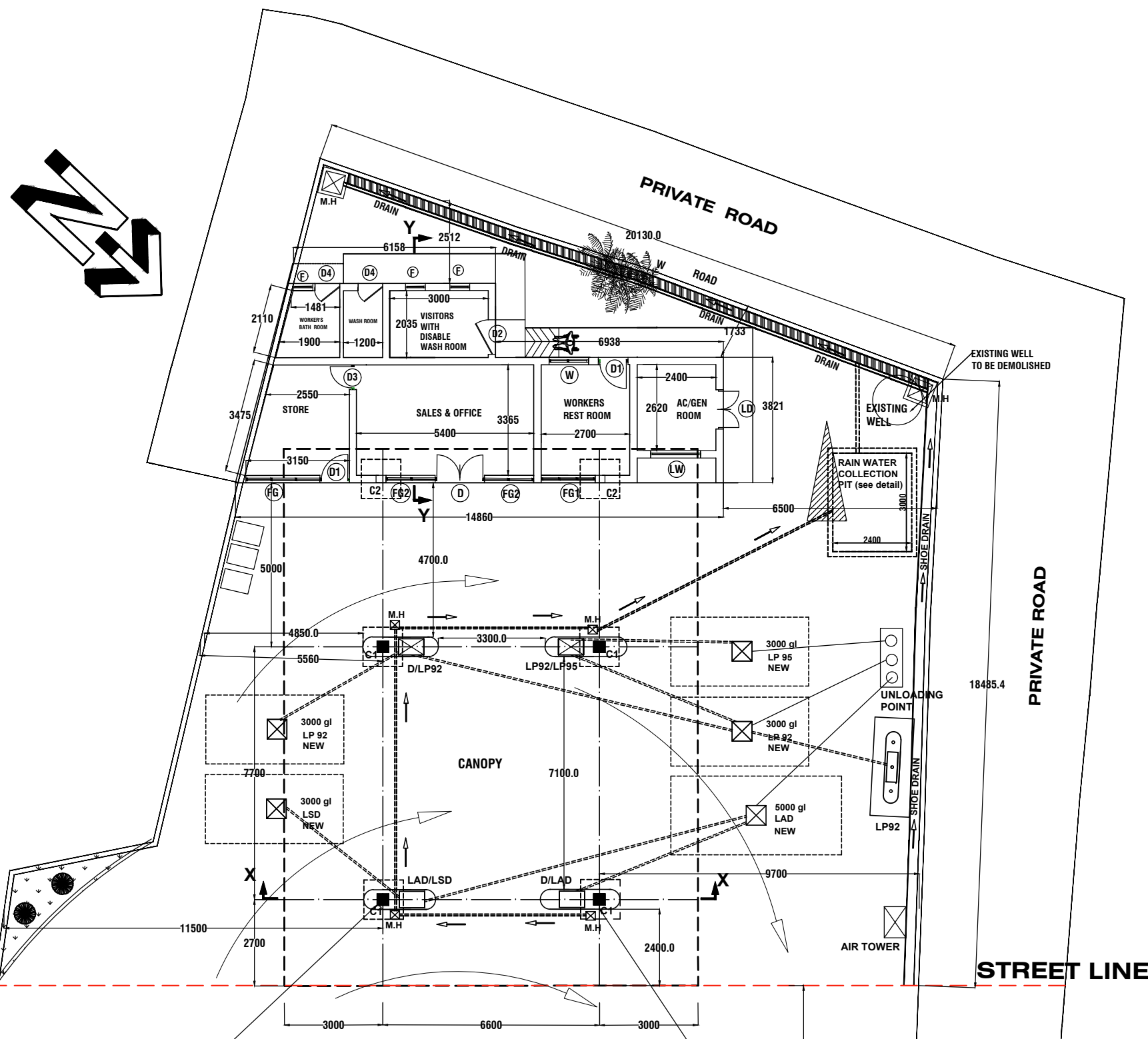
FRONT ELEVATION

SCALE : 1:100



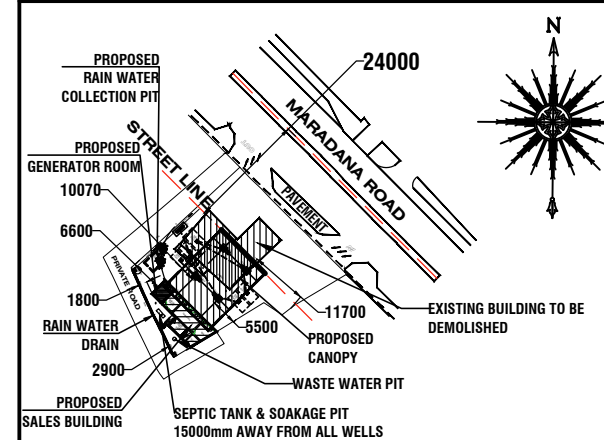
EXISTING KEY PLAN

SCALE : 1:1000



GROUND FLOOR LAYOUT

SCALE:1:100



PROPOSED KEY PLAN

SCALE : 1:1000

- NOTE:
- * SURFACE WATER DISPOSED TO DRAIN
 - * WATER SUPPLY THROUGH MAIN WATER SUPPLY LINE
 - * SEWERAGE DISPOSAL TO SEPTIC TANK. SULLAGE WATER TO SOAKAGE PIT

CANOPY AREA : 214.5M²

BUILDING GROUND FLOOR AREA : 56.55M²

SCHEDULE OF DOORS AND WINDOWS

TYPE	SIZE	DESCRIPTION	NOs
D	1500 X 2700	AL FRAMED GLAZED DOOR WITH LOUVERED ABOVE	01
D1	900 X 2700	AL FRAMED GLAZED DOOR WITH LOUVERED ABOVE	01
D2	1050 X 2700	AL FRAMED DOUBLE SIDE SWING GLAZED DOOR WITH LOUVERED ABOVE	01
D3	900 X 2100	AL FRAMED GLAZED DOOR	01
D4	750 X 2700	AL FRAMED GLAZED DOOR WITH LOUVERED ABOVE	02
LD	1500 X 2700	AL FRAMED LOUVERED DOOR	01
FG	2250 X 2700	AL FRAMED FIXED GLAZED WINDOW WITH LOUVERED ABOVE	01
FG1	1650 X 2700	AL FRAMED FIXED GLAZED WINDOW WITH LOUVERED ABOVE	01
FG2	1500 X 2700	AL FRAMED FIXED GLAZED WINDOW WITH LOUVERED ABOVE	02
W	1200 X 1800	AL FRAMED GLAZED WINDOW WITH LOUVERED ABOVE	01
LW	1200 X 1800	AL FRAMED LOUVERED WINDOW	01
F	600 X 900	AL FRAMED GLAZED FAN LIGHT	03

PROJECT :

MODIFICATION OF L.F.S.MARADANA

TITLE:



CEYLON PETROLEUM CORPORATION
 ENGINEERING DEPARTMENT
 NO. 609,
 DR. DANISTER DE SILVA MAWATHA,
 DEMATAGODA,
 COLOMBO -09,
 TP. NO. 5661717, 5661818
 FAX 5455408

Designed	R.S	
Drawn	C.P	PRABATH
Checked	R.S	
Approved	G.P.K.Wijekoon Manager (E&P)	
Scale	AS SHOWN	Date: 26.11.2023
Rev.No	Drawing No:	CEYPET/ENG/ 0608